



HUBER

Fine Screen STEP SCREEN® SSV

Innovative technology:

- ▶ Space-saving due to steep installation angle
- ▶ For big discharge heights and deep channels
- ▶ For high flow rates
- ▶ Lifting of screenings at channel bottom level

More information,
downloads and
current news.



HUBER Fine Screen STEP SCREEN® SSV

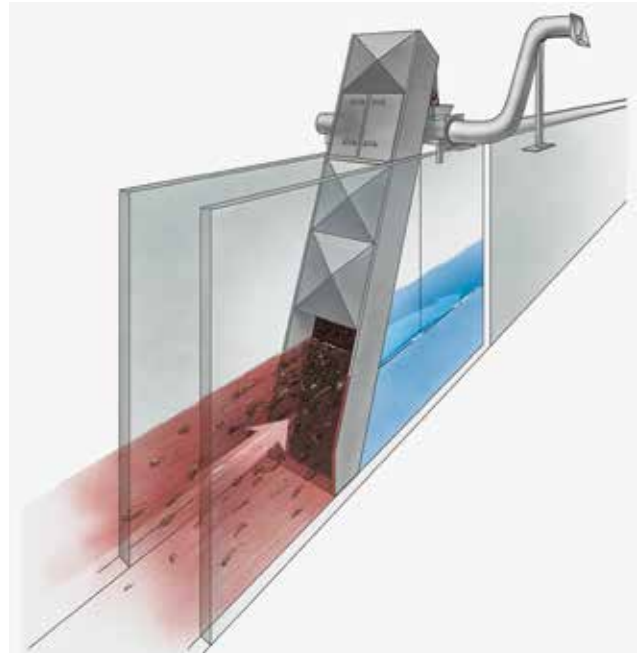
Pointing-the-way screening technology for 70° / 75° installation. The new generation: for deep channels, for big discharge heights, for high flow rates.

Features

The HUBER STEP SCREEN® System is widely accepted and successful due to its function and easy-to-follow operation principle as well as the simple cleaning method without any aids (self-cleaning effect according to the counter-current principle). It is furthermore easy to maintain and able to handle extremely big screenings volumes while it offers also a high operational reliability.

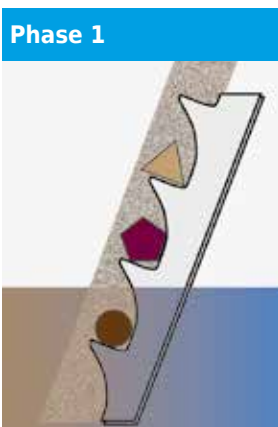
The motor linkage drive has been developed from the well-proven link system. To the benefit of our customers we intentionally avoided difficult-to-maintain chain drives. With the linkage type we are able to master the occurring bending moments on the lamellas, especially with high water levels.

Contacting us means speaking with a partner who has more than 30 years experience with screens, their layout,

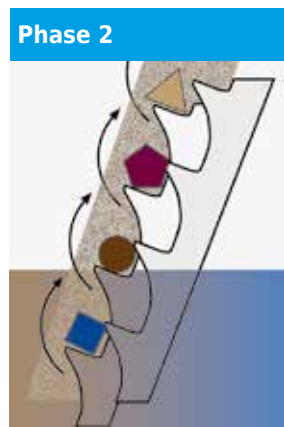


construction, manufacture, operation and after-sales service and is with thousands of references worldwide the unrivalled market leader in mechanical preliminary wastewater treatment.

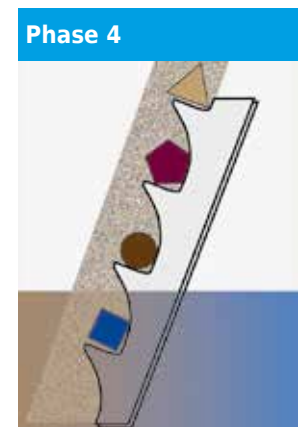
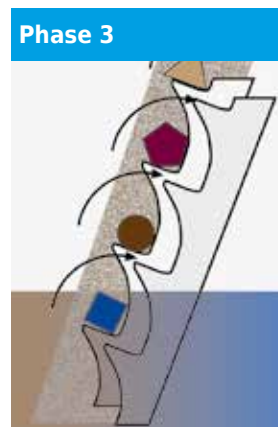
Function principle



The arriving screenings collect on the steps and form a carpet.



The complete screenings carpet is lifted and transported by rotation of the movable lamella unit.



The screenings carpet is laid down on the next step.

Advantages of the screenings carpet:

The screenings carpet is a structure of pores, which retain smaller particles than the actual slot width would allow.

An additional separation effect is generated in this way: the filtration effect.

HUBER Fine Screen STEP SCREEN® SSV installation examples



3 HUBER Fine Screen STEP SCREEN® SSV units: L=4300, W= 1176, 3 mm slot width. Optimally adjustable to suit specific constructional conditions (big discharge heights, deep channels) due to the steep installation angle of 70° to 80°.



4 HUBER Fine Screen STEP SCREEN® SSV units: L= 5300, W=1376, 6 mm slot width, installation angle 75°. Maximum operational stability due to the special bottom step design for increased operational reliability without impairment by grit, gravel, stones.



HUBER Fine Screen STEP SCREEN® SSV in channel, pivotable without having to remove the downstream HUBER Wash Press.



HUBER Fine Screen STEP SCREEN® SSV: 4300 mm long, 3 mm slot width, acid treated in a pickling bath for optimal corrosion protection.



HUBER Fine Screen STEP SCREEN® SSV: very high separation capacity due to the fine slot widths and the produced screenings carpet.



Two HUBER Fine Screen STEP SCREEN® SSV units, length 4300 mm, width 1676, 6 mm slot width, combined with HUBER Wash Press WAP® type SL for intensive screenings washing. Totally enclosed, odour-free design.

Benefits

Function principle:

- ▶ Lifting of screenings at bottom level due to a special bottom step design
- ▶ Gentle and complete screenings transport due to the counter-current principle

Retrofitting or new plants:

- ▶ Optimally adjustable to individual constructional conditions (high discharge height, deep channel) due to the steep installation angle

Flow rate:

- ▶ High capacity; the flow passes the screen surface only once

Separation efficiency:

- ▶ Very high separation efficiency due to the narrow slot width and the produced screenings carpet

Cleaning:

- ▶ Self-cleaning effect due to movable lamellas (no spray water required, no brushes)

Operational stability:

- ▶ Reduced susceptibility to grit, gravel and stones whether installed with or without an invert step

Protection against corrosion:

- ▶ Manufactured from stainless steel and acid-treated in a pickling bath

Experience:

- ▶ Unrivalled for more than 30 years

Pivoting arrangement:

- ▶ Removal of the subsequent wash press or conveying unit is not required.

Technical data

Discharge height:	max. 6.7 m
Channel width:	600 – 2000 mm
Water level:	up to 2230 impoundage
Slot width:	3 and 6 mm
Installation angle:	70° / 75°

Installation example



Side view of an enclosed HUBER Fine Screen STEP SCREEN® SSV for odour-free screenings discharge through the transfer chamber with screw conveyor.

HUBER SE

Industriepark Erasbach A1 | 92334 Berching
Phone: +49 8462201-0 | info@huber.de

www.huber.de

HUBER Fine Screen STEP SCREEN® SSV

Subject to technical modification | 0,1 / 10 – 4.2022 – 1.2004